

# EARTH DRILL SERIES 4 & 4.5



## SUITABLE FOR 8 - 22 TONNE EXCAVATORS

The Series 4 & 4.5 Earth Drill range is the perfect choice for 8-22T excavators, and just like all our planetary drives in our line up they are highly engineered and built to last.

### HIGH QUALITY HYDRAULIC MOTORS

Auger Torque's huge buying power means we work closely with high quality suppliers to develop the most reliable attachments available on the market today.

### EPICYCLIC GEARBOX

Torque is amplified by using the unique Auger Torque planetary gearbox. This system allows the motors output torque to be multiplied with extreme efficiency as well as ensuring the durability and reliability you need.

### FORGED HOOD EARS

Standard with all Earth Drills in areas that we know will take a lot of strain. All hood pins are locked for extra safety making it impossible for the hood to detach from your hitch.

### NON-DISLODGE SHAFT

Unique to Auger Torque, the Non-Dislodgement Shaft is a single piece drive shaft assembled top down and locked into the Earth Drill housing. This design guarantees that the shaft will never fall out, making for a safer work environment, not only for the operator but also any surrounding workers, a **MUST-HAVE FEATURE** for any safety conscious company.



Visit the Auger Torque website to watch a demo

# EARTH DRILL – SERIES 4 & 4.5





## Features

- › Unique Auger Torque planetary gearbox offering high efficiency and extreme durability
- › Single piece drive shaft
- › Bearings fitted 50% larger than competitors
- › Heavy duty steel construction
- › Auger Torque's industry leading warranty
- › Compatible with Auger Torques range of Alignment and Torque Monitoring products for **accurate earth drilling applications.**

## Applications

- › Pre-augering
- › Pole and mast installations
- › Rail applications
- › Deep hole applications
- › Well boring

## Specifications

					
Model		12000MAX	15000MAX	20000MAX	25000MAX
Carrier Weight	t	8-13	10-15	13-20	15-22
	lb	17637-28660	22046-33069	28660-44093	33069-48502
Torque Range	Nm	3998-11995	5024-15071	13043-19564	16503-24755
	ft-lb	2948-8847	3706-11116	9619-14428	12171-18257
Oil Pressure Range	Bar	80-240	80-240	160-240	160-240
	psi	1160-3481	1160-3481	2321-3481	2321-3481
Oil Flow Range	lpm	80-170	80-170	80-170	80-170
	gpm	19-40	21-45	21-45	21-45
Speed Range	rpm	25-54	20-43	16-33	12-26
Unit Height	mm	930	930	1130	1130
	inch	37	37	45	45
Unit Diameter	mm	290	290	345	345
	inch	12	12	14	14
Unit Weight	kg	172	173	268	269
	lb	379	382	591	593
Output Shaft Std (adaptors available)	mm	75 Square	75 Square	75 Square	75 Square
	inch	2.96 Square	2.96 Square	2.96 Square	2.96 Square
<b>Drilling Performance</b>					
Auger Series		S6	S6	S6	S6
Auger Diameter*	mm	150-1000	150-1200	150-1200	150-1500
	inch	6-48	6-48	6-48	6-60
Drilling Depth*	m	7-3.7	7.5-3.7	8.5-4.5	9-4.1
	ft	25-12	25-12	28-15	13-30

\*Dependent on ground type

## HITCH OPTIONS



Single Pin



Double Pin



Double Pin Cradle

## EXTRAS



2-Way Valve



Bolt On PRV

Converts single acting hammer into 2-way auxiliary flow



**Part of the Auger Torque Earthmoving range**

**EARTH DRILLS | AUGERS & WEAR PARTS | MAST-BASED DRILLING RIG | TRENCHERS | HAMMERS**

**EARTHWORM ATTACHMENTS**

**0508 21 22 23** | AUCKLAND: 211 ROSCOMMON RD, WIRI 2104 | CHRISTCHURCH: 7 WASHBOURNES ROAD, WIGRAM, CHRISTCHURCH, 8042 | SOUTHLAND: 1A HYDE ST, GORE 9710

**www.augertorque.co.nz**